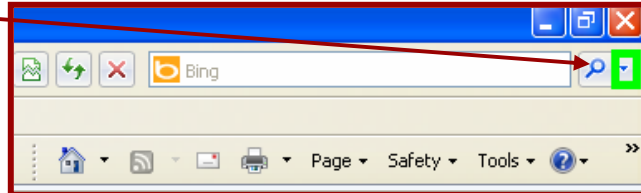





Changing the Default Search Engine

Step 1: Open your Internet browser. (ie. Internet Explorer, Firefox)

Step 2: Click the down arrow next to the search engine in the top right hand corner.

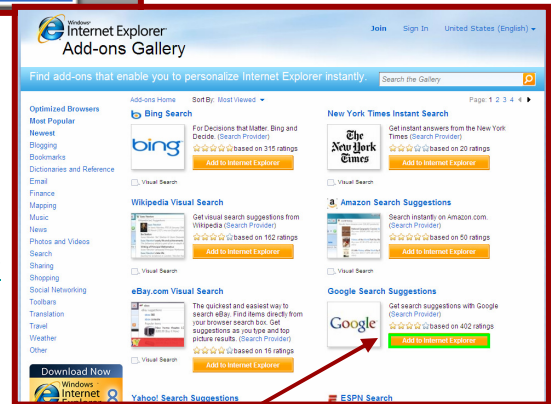


Step 3: After the drop Window has appeared click Find More Providers.



Step 4: Your Window will open to <http://www.ieaddons.com/en/searchproviders>.

*Firefox to <https://addons.mozilla.org/en-US/firefox/browse/type:4/cat:all?sort=weeklydownloads>



Step 5: Click add to “Internet Explorer”/ “Firefox” under Google.

Step 6: Click the check box that say’s “Make this my default search provider”.

